

Apprenticeships in:

Wiltshire

← Click for drop down.

In Wiltshire there were a total of 5390 apprenticeship starts in 2014/15. This is a 17.1% change compared to 2013/14.

In Wiltshire there were a total of 8480 participating in apprenticeships in 2013/14. This is a -2.6% change compared to 2012/13.

Starts aged Under 19 in Wiltshire

	12/13	13/14	14/15	15/16 Provisional Aug - Oct
TOTAL	980	950	990	480
Intermediate	750	730	710	330
Advanced	230	220	270	150
Higher	10	10	10	-

Starts aged 19 to 24 in Wiltshire

Programme	12/13	13/14	14/15	15/16 Provisional Aug - Oct
TOTAL	1,860	1,880	1,990	580
Intermediate	1,100	1,260	1,270	340
Advanced	730	600	690	220
Higher	20	20	30	10

Starts aged 25+ in Wiltshire

Programme	12/13	13/14	14/15	15/16 Provisional Aug - Oct
TOTAL	2,280	1,640	2,410	550
Intermediate	820	1,100	1,250	270
Advanced	1,430	520	1,090	250
Higher	30	10	60	30

Starts aged Under 19 in England

Programme	12/13	13/14	14/15	15/16 Provisional Aug - Oct
TOTAL	113,000	118,200	124,300	58900
Intermediate	79,800	82,400	84,600	37300
Advanced	32,600	35,100	38,600	20700
Higher	600	700	1,100	800

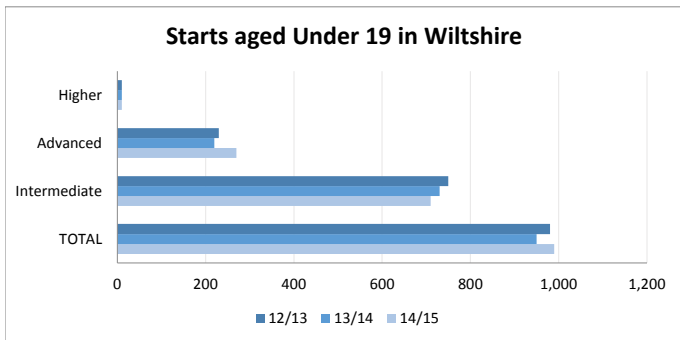
Starts aged 19 to 24 in England

Programme	12/13	13/14	14/15	15/16 Provisional Aug - Oct
TOTAL	163,500	157,100	158,500	45800
Intermediate	97,800	95,900	92,700	23800
Advanced	63,200	58,500	61,600	20200
Higher	2,400	2,800	4,200	1800

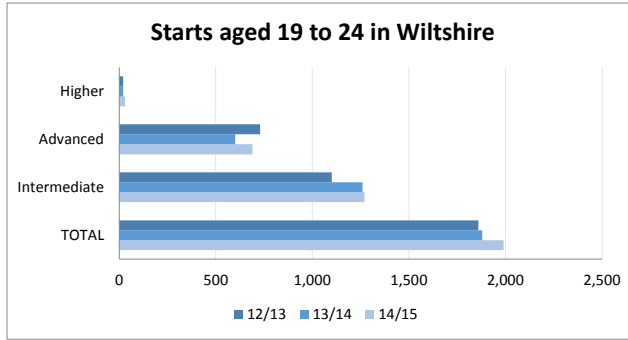
Starts aged 25+ in England

Programme	12/13	13/14	14/15	15/16 Provisional Aug - Oct
TOTAL	227,700	159,300	211,500	46200
Intermediate	111,600	104,700	117,800	24300
Advanced	109,400	49,100	79,400	18400
Higher	6,700	5,500	14,300	3600

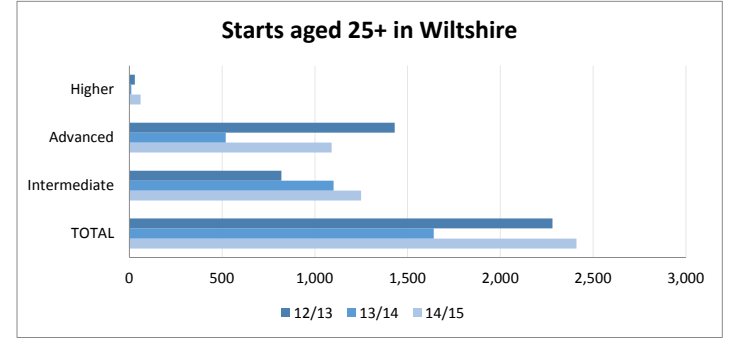
Starts aged Under 19 in Wiltshire



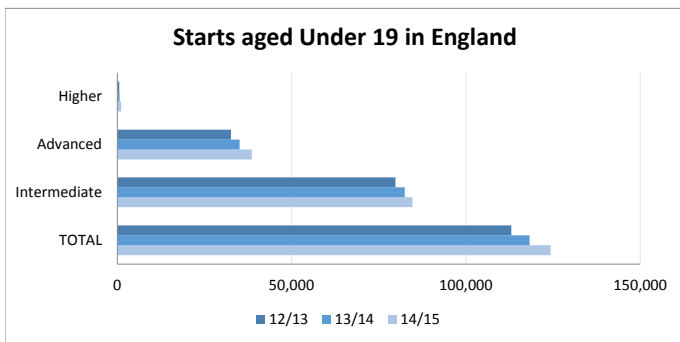
Starts aged 19 to 24 in Wiltshire



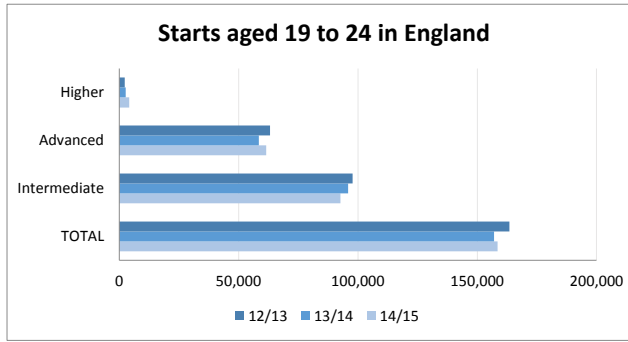
Starts aged 25+ in Wiltshire



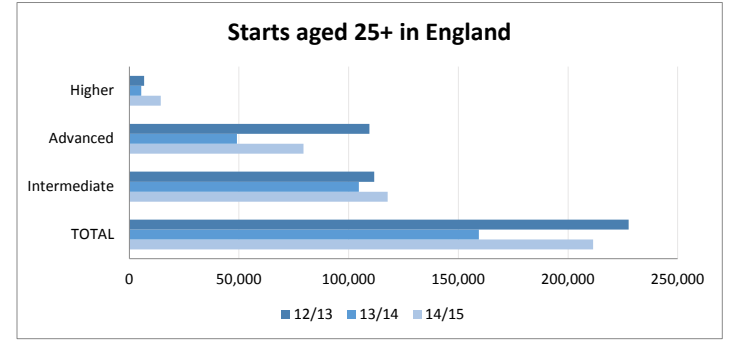
Starts aged Under 19 in England



Starts aged 19 to 24 in England



Starts aged 25+ in England

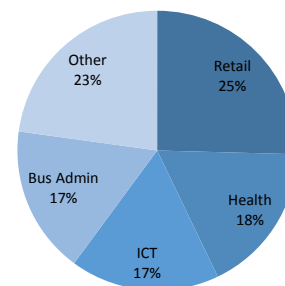


Starts by Sector Subject Area

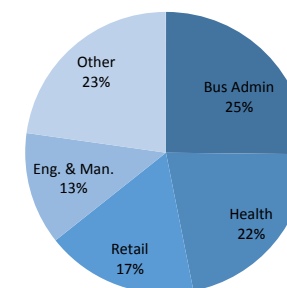
Sector	Wiltshire	
	2013/14	2014/15
Education and Training	10	50
Leisure, Travel and Tourism	90	110
Agriculture, Horticulture and Animal Care	100	90
Construction, Planning and the Built Environment	120	140
Information and Communication Technology	640	930
Engineering and Manufacturing Technologies	620	820
Health, Public Services and Care	830	940
Business, Administration and Law	790	920
Retail and Commercial Enterprise	1,260	1,370
Arts, Media and Publishing	10	20
Science and Mathematics	0	0
Total	4,470	5,390

England	
2013/14	2014/15
4,710	7,400
11,100	12,850
6,870	6,890
15,640	18,140
12,890	15,510
63,850	72,930
107,210	128,570
124,420	141,380
86,190	88,650
1,390	1,450
350	380
434,600	494,200

Wiltshire 2014/15



England, 2014/15



Under 19: Achievers

Programme	11/12	12/13	13/14
Higher	-	-	-
Advanced	110	140	130
Intermediate	490	350	440
Total	600	490	580

19-24: Achievers

Programme	11/12	12/13	13/14
Higher	-	10	10
Advanced	300	300	340
Intermediate	840	660	630
Total	1,140	960	980

25+: Achievers

Programme	11/12	12/13	13/14
Higher	-	-	-
Advanced	340	440	580
Intermediate	690	520	460
Total	1,040	960	1,050

Apprenticeship messages

- **Apprenticeships develop a motivated, skilled and qualified workforce.** Apprentice employers report benefits including improved skills levels, service, morale and productivity.
- **Apprenticeships improve productivity while reducing costs.** The average apprenticeship completer increases business productivity by £214 per week, with these gains including increased profits, lower prices and better products.
- **If you're a small business, you could get a £1,500 grant (£3,000 in London)** to help cover the cost of starting a new apprentice aged 16 to 24 years old. More than 106,000 extra young people have been able to start an apprenticeship thanks to this grant.
- For individuals who are not yet ready for an apprenticeship, there is now the option of a **traineeship - a new programme to help people get 'work ready'**.
- **There has never been a better time to employ an apprentice.**

Notes & Definitions

1) Constituency volumes are rounded to the nearest ten, England Totals are rounded to the nearest hundred.

2) '-' Indicates a base value of less than five.

3) For definitions of variables used in the tables please see the data dictionary:

<http://webarchive.nationalarchives.gov.uk/20140107201041/http://www.thedataservice.org.uk/datadictionary/>

4) The data source for all tables is the Individualised Learner Record, except where stated.

5) Age is calculated based on age at start of the programme rather than based on 31 August.

6) In this table full-year numbers are a count of the number of starts at any point during the year. Learners starting more than one Apprenticeship will appear more than once.

7) Programme-Led Apprenticeships recorded in ILR returns are included in the figures.

8) Further apprenticeship information can be found in the FE data library here : <https://www.gov.uk/government/statistical-data-sets/fe-data-library-apprenticeships>